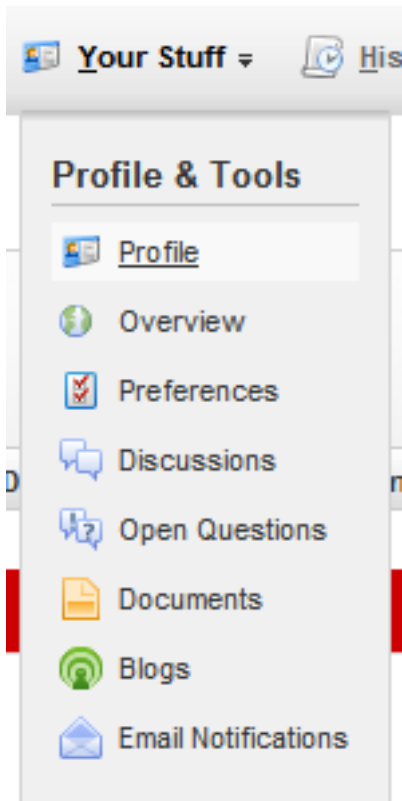


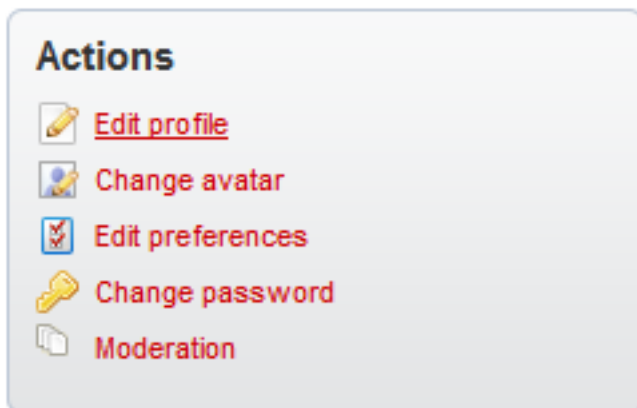
Hide Your Email Address

If you prefer your email address not be viewable from the community you can follow the steps below to hide it from public view.

- Login to the community
- Select *Profile* from the *Your Stuff* drop down

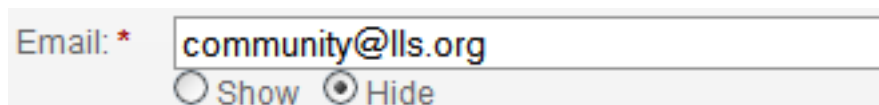


- Click *Edit Profile* from the *Actions* section



Hide Your Email Address

- Next to *email* select *Hide*



The screenshot shows a form with a label 'Email: *' and a text input field containing 'community@lls.org'. Below the input field are two radio buttons: 'Show' (unselected) and 'Hide' (selected).

- Click *Save*

Your email address will now be hidden from public view in the community. Administrators always have access to full profile data.